

GENERAL APTITUDE

Q. No. 1 – 5 Carry One Mark Each

1. “His face _____ with joy when the solution of the puzzle was _____ to him.”

The words that best fill the blanks in the above sentence are

- (A) shone, shown (B) shone, shone (C) shown, shone (D) shown, shown

Answer: (A)

2. “Although it does contain some pioneering ideas, one would hardly characterize the work as _____.”

The words that best fill the blanks in the above sentence is

- (A) innovative (B) simple (C) dull (D) boring

Answer: (A)

3. $\underbrace{a + a + a + \dots + a}_{n \text{ times}} = a^2b$ and $\underbrace{b + b + b + \dots + b}_{m \text{ times}} = ab^2$, where a,b,n and m are natural numbers.

What is the value of

$$\left(\underbrace{m + m + m + \dots + m}_{n \text{ times}} \right) \left(\underbrace{n + n + n + \dots + n}_{m \text{ times}} \right)?$$

- (A) $2a^2b^2$ (B) a^4b^4 (C) $ab(a+b)$ (D) a^2+b^2

Answer: (B)

4. A three-member committee has to be formed from a group of 9 people. How many such distinct committees can be formed?

- (A) 27 (B) 72 (C) 81 (D) 84

Answer: (D)

5. For non-negative integers, a, b, c, what would be the value of a + b + c if $\log a + \log b + \log c = 0$?

- (A) 3 (B) 1 (C) 0 (D) -1

Answer: (A)

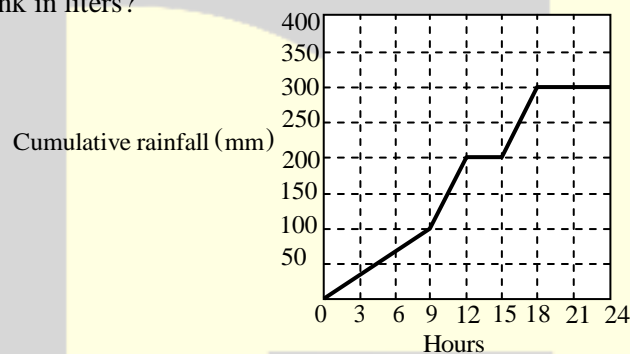
6. A faulty wall clock is known to gain 15 minutes every 24 hours. It is synchronized to the correct time at 9 AM on 11th July. What will be the correct time to the nearest minute when the clock shows 2 PM on 15th July of the same year?

(A) 12:45 PM (B) 12:58 PM (C) 1:00 PM (D) 2:00 PM

Answer: (B)

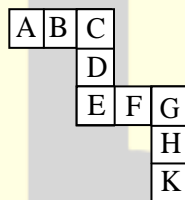
7. The annual average rainfall in a tropical city is 1000 mm. On a particular rainy day (24-hour period), the cumulative rainfall experienced by the city is shown in the graph. Over the 24-hour period, 50% of the rainfall falling on a rooftop, which had an obstruction free area of 50m^2 , was harvested into a tank. What is the total volume of water collected in the tank in liters?

(A) 25,000
(B) 18,750
(C) 7,500
(D) 3,125



Answer: (C)

8. Each of the letters in the figure below represents a unique integer from 1 to 9. The letters are positioned in the figure such that each of $(A+B+C)$, $(C+D+E)$, $(E+F+G)$ and $(G+H+K)$ is equal to 13. Which integer does E represent?



(A) 1 (B) 4 (C) 6 (D) 7

Answer: (B)

9. In manufacturing industries, loss is usually taken to be proportional to the square of the deviation from a target. If the loss is Rs. 4900 for a deviation of 7 Units, what would be the loss in Rupees for a deviation of 4 units from the target?

(A) 400 (B) 1200 (C) 1600 (D) 2800

Answer: (C)

10. Given that $\frac{\log P}{y-z} = \frac{\log Q}{z-x} = \frac{\log R}{x-y} = 10$ for $x \neq y \neq z$, what is the value of the product PQR?

- (A) 0 (B) 1 (C) xyz (D) 10^{xyz}

Answer: (B)

CIVIL ENGINEERING

Q.No.1-25 Carry One Mark Each

1. The clay mineral, whose structural units are held together by potassium bond is

- (A) Halloysite (B) Illite (C) Kaolinite (D) Smectite

Answer: (B)

2. As per IS 10500:2012, for drinking water in the absence of alternate source of water, the permissible limits for chloride and sulphate, in mg/L, respectively are

- (A) 250 and 200 (B) 1000 and 400
(C) 200 and 250 (D) 500 and 1000

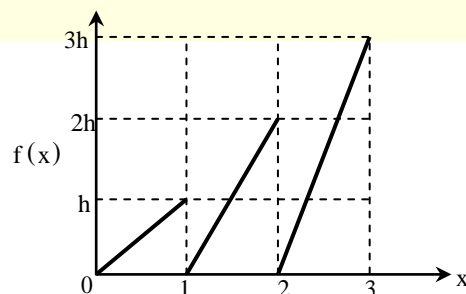
Answer: (B)

3. Dupuit's assumptions are valid for

- (A) artesian aquifer (B) confined aquifer
(C) leaky aquifer (D) unconfined aquifer

Answer: (D)

4. The graph of a function $f(x)$ is shown in the figure.



For $f(x)$ to be a valid probability density function, the value of h is

- (A) $1/3$ (B) $2/3$ (C) 1 (D) 3

Answer: (A)

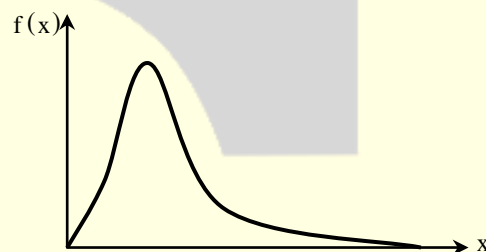
5. The quadratic equation $2x^2 - 3x + 3 = 0$ is to be solved numerically starting with an initial guess as $x_0 = 2$. The new estimate of x after the first iteration using Newton-Raphson method is _____.

Answer: (1)

6. A probability distribution with right skew is shown in the figure.

The correct statement for the probability distribution is

- (A) Mean is equal to mode
(B) Mean is greater than median but less than mode
(C) Mean is greater than median and mode
(D) Mode is greater than median



Answer: (C)

7. The solution of the equation $x \frac{dy}{dx} + y = 0$ passing through the point $(1,1)$ is

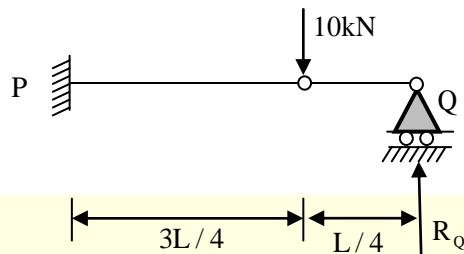
- (A) x (B) x^2 (C) x^{-1} (D) x^{-2}

Answer: (C)

8. As per IS 456:2000, the minimum percentage of tension reinforcement (up to two decimal places) required in reinforced concrete beams of rectangular cross section (considering effective depth in the calculation of area) using Fe500 grade steel is _____

Answer: (0.17)

9. A vertical load of 10kN acts on a hinge located at a distance of $L/4$ from the roller support Q of a beam of length L (see figure).



The vertical reaction at support Q is

- (A) 0.0kN (B) 2.5kN (C) 7.5kN (D) 10.0kN

Answer: (A)

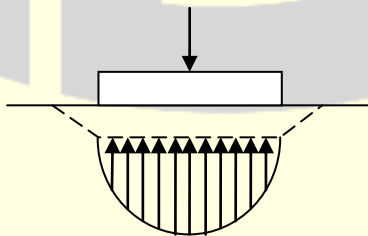
10. Probability (up to one decimal place) of consecutively picking 3 red balls without replacement from a box containing 5 red balls and 1 white ball is _____

Answer: (0.5)

11. The intensity of irrigation for the Kharif season is 50% for an irrigation project with culturable command area of 50,000 hectares. The duty for the Kharif season is 1000 hectare/cumec. Assuming transmission loss of 10%, the required discharge (in cumec, up to two decimal places) at the head of the canal is _____.

Answer: (27.78)

12. The contact pressure and settlement distribution for a footing are shown in the figure.



The figure corresponds to a

- (A) rigid footing on granular soil
(B) flexible footing on granular soil
(C) flexible footing on saturated clay
(D) rigid footing on cohesive soil

Answer: (A)

13. A fillet weld is simultaneously subjected to factored normal and shear stresses of 120MPa and 50MPa, respectively. As per IS 800:2007, the equivalent stress (in MPa, up to two decimal places) is _____

Answer: (147.99)

14. As per IRC : 37-2012, in order to control subgrade rutting in flexible pavements, the parameter to be considered is

- (A) horizontal tensile strain at the bottom of bituminous layer
- (B) vertical compressive strain on top of subgrade
- (C) vertical compressive stress on top of granular layer
- (D) vertical deflection at the surface of the pavement

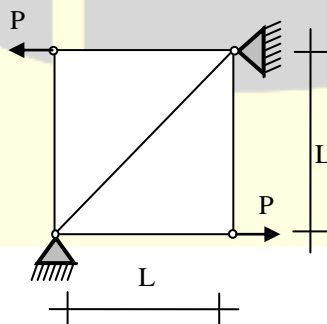
Answer: (B)

15. The setting time of cement is determined using

- (A) Le chatelier apparatus
- (B) Briquette testing apparatus
- (C) Vicat apparatus
- (D) Casagrande's apparatus

Answer: (C)

16. All the members of the planar truss (see figure), have the same properties in terms of area of cross section (A) and modulus of elasticity (E).



For the loads shown on the truss, the statement that correctly represents the nature of forces in the members of the truss is:

- (A) There are 3 members in tension, and 2 members in compression
- (B) There are 2 members in tension, 2 members in compression, and 1 zero-force member
- (C) There are 2 members in tension, 1 member in compression, and 2 zero-force members
- (D) There are 2 members in tension, and 3 zero-force members

Answer: (D)

- 17.** A reinforced concrete slab with effective depth of 80mm is simply supported at two opposite ends on 230mm thick masonry walls. The centre to centre distance between the walls is 3.3m. As per IS 456:2000. The effective span of the slab (in m, up to two decimal places) is _____.

Answer: (3.15)

- 18.** The initial concavity in the load penetration curve of a CBR test is NOT due to

- (A) uneven top surface
- (B) high impact at start of loading
- (C) inclined penetration plunger
- (D) soft top layer of soaked soil

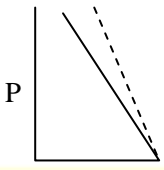

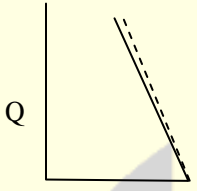
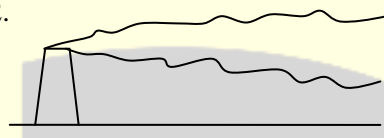
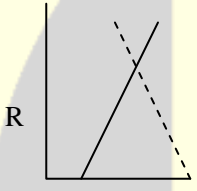

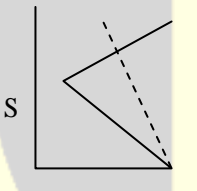
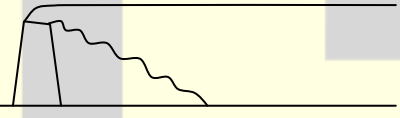
Answer: (B)

- 19.** Peak Hour factor (PHF) is used to represent the proportion of peak sub-hourly traffic flow within the peak hour. If 15-minute sub-hours are considered, the theoretically possible range of PHF will be

- (A) 0 to 1.0
- (B) 0.25 to 0.75
- (C) 0.25 to 1.0
- (D) 0.5 to 1.0

Answer: (C)

- 20.** In the figures, Group I represents the atmospheric temperature profiles (P,Q,R and S) and Group II represents dispersion of pollutants from a smoke stack (1,2,3 and 4). In the figures of Group I, the dashed line represents the dry adiabatic lapse rate, whereas the horizontal axis represents temperature and the vertical axis represents the altitude.

Group-I	Group-II
<p>(P)</p>  <p>Superadiabatic</p>	<p>1.</p>  <p>Looping plume</p>
<p>(Q)</p>  <p>Adiabatic</p>	<p>2.</p>  <p>Coning plume</p>
<p>(R)</p>  <p>Inversion</p>	<p>3.</p>  <p>Fanning plume</p>
<p>(S)</p>  <p>Inversion over Superadiabatic</p>	<p>4.</p>  <p>Fumigation</p>

The correct match is

(A) P-1, Q-2, R-3, S-4

(B) P-1, Q-2, R-4, S-3

(C) P-1, Q-4, R-3, S-2

(D) P-3, Q-1, R-2, S-4

Answer: (A)

21. A flow net below a dam consists of 24 equipotential drops and 7 flow channels. The difference between the upstream and downstream water levels is 6m. The length of the flow line adjacent to the toe of the dam at exit is 1m. The specific gravity and void ratio of the soil below the dam are 2.70 and 0.70, respectively. The factor of safety against piping is

(A) 1.67

(B) 2.5

(C) 3.4

(D) 4

Answer: (D)

22. A structural member subjected to compression, has both translation and rotation restrained at one end, while only translation is restrained at the other end. As per IS 456:2000, the effective length factor recommended for design is

(A) 0.50 (B) 0.65 (C) 0.70 (D) 0.80

Answer: (D)

24. A culvert is designed for a flood frequency of 100 years and a useful life of 20 years. The risk involved in the design of the culvert (in percentage, up to two decimal places) is _____.

Answer: (18.2)

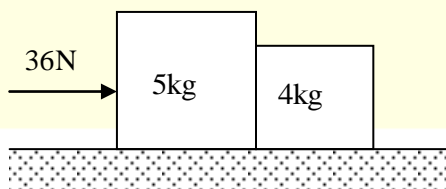
25. Which one of the following statements is NOT correct?

- (A) When the water content of soil lies between its liquid limit and plastic limit, the soil is said to be in plastic state.
- (B) Boussinesq's theory is used for the analysis of stratified soil.
- (C) The inclination of stable slope in cohesive soil can be greater than its angle of internal friction.
- (D) For saturated dense fine sand, after applying overburden correction, if the standard penetration Test value exceeds 15, dilatancy correction is to be applied

Answer: (B)

Q. No. 26 - 55 Carry Two Marks Each

26. Two rigid bodies of mass 5 kg and 4 kg are at rest on a frictionless surface until acted upon by a force of 36N as shown in the figure. The contact force generated between the two bodies is



(A) 4.0N (B) 7.2N (C) 9.0N (D) 16.0N

Answer: (D)

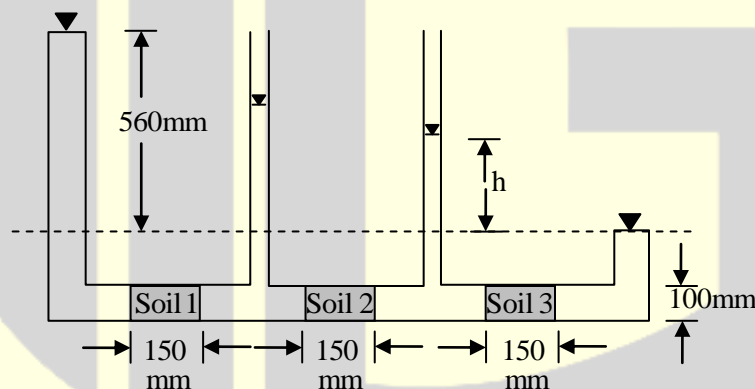
27. A coal containing 2% sulphur is burned completely to ash in a brick kiln at a rate of 30 kg/min. The sulphur content in the ash was found to be 6% of the initial amount of sulphur present in the coal fed to the brick kiln. The molecular weights of S, H and O are 32, 1 and 16g/mole, respectively, The annual rate of sulphur dioxide (SO_2) emission from the kiln (in tonnes/year. up to two decimal places) is _____.

Answer: (592.87)

28. The compression curve (void ratio, e vs. Effective stress, σ'_v) for a certain clayey soil is a straight line in a semi-logarithmic plot and it passes through the points ($e=1.2$; $\sigma'_v=50$ kPa) and ($e=0.6$; $\sigma'_v=800$ kPa). The compression index (up to two decimal places) of the soil is _____.

Answer: (0.498)

29. Three soil specimens (Soil 1, Soil 2 and Soil 3), each 150mm long and 100mm diameter, are placed in series in a constant head flow set up as shown in the figure. Suitable screens are provided at the boundaries of the specimens to keep them intact. The values of coefficient of permeability of Soil 1, Soil 2 and Soil 3 are 0.01, 0.003 and 0.03 cm/s, respectively.



The value of h in the set up is

- (A) 0mm (B) 40mm (C) 255mm (D) 560mm

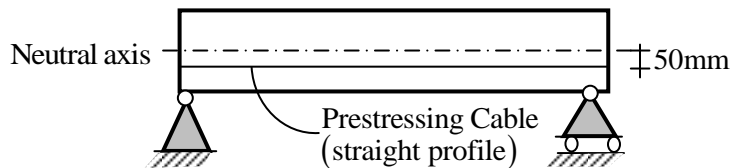
Answer: (B)

30. A 3 m high vertical earth retaining wall retains a dry granular backfill with angle of internal friction of 30° and unit weight of 20kN/m^3 . If the wall is prevented from yielding (no movement), the total horizontal thrust (in kN per unit length) on the wall is

- (A) 0 (B) 30 (C) 45 (D) 270

Answer: (C)

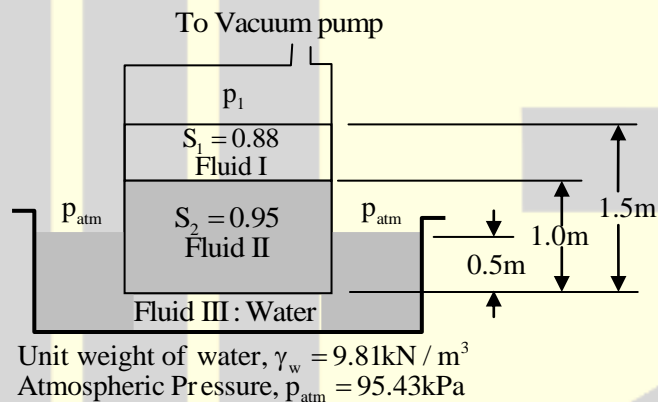
31. A 6 m long simply supported beam is prestressed as shown in the figure.



The beam carries a uniformly distributed load of 6 kN/m over its entire span. If the effective flexural rigidity $EI = 2 \times 10^4 \text{ kNm}^2$ and the effective prestressing force is 200 kN, the net increase in length of the prestressing cable (in mm, up to two decimal places) is _____.

Answer: (0.12)

32. A three fluid system (immiscible) is connected to a vacuum pump. The specific gravity values of the fluids (S_1, S_2) are given in the figure.



The gauge pressure value (in kN/m^2 . Up to two decimal places) of p_1 is _____

Answer: (-8.73)

33. The value (up to two decimal places) of a line integral $\int_C \vec{F}(\vec{r}) \cdot d\vec{r}$, for $\vec{F}(\vec{r}) = x^2\vec{i} + y^2\vec{j}$ along C which is a straight line joining (0,0) to (1,1) is _____.

Answer: (0.67)

34. A singly reinforced rectangular concrete beam of width 300mm and effective depth 400 mm is to be designed using M25 grad concrete and Fe500 grade reinforcing steel. For the beam to be under reinforced, the maximum number of 16mm diameter reinforcing bars that can be provided is

(A) 3 (B) 4 (C) 5 (D) 6

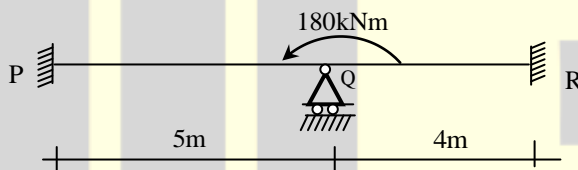
Answer: (C)

35. In a 5m wide rectangular channel, the velocity u distribution in the vertical direction y is given by $u = 1.25y^{\frac{1}{6}}$. The distance y is measured from the channel bed. If the flow depth is 2m, the discharge per unit width of the channel is

(A) $2.40 \text{ m}^3/\text{s/m}$ (B) $2.80 \text{ m}^3/\text{s/m}$ (C) $3.27 \text{ m}^3/\text{s/m}$ (D) $12.02 \text{ m}^3/\text{s/m}$

Answer: (A)

36. A prismatic beam P-Q-R of flexural rigidity $EI = 1 \times 10^4 \text{ kNm}^2$ is subjected to a moment of 180kNm at Q as shown in the figure.



The rotation at Q (in rad, up to two decimal places) is _____

Answer: (0.01)

37. A 7.5 m wide two lane road on a plain terrain is to be laid along a horizontal curve of radius 510m. For a design speed of 100kmph, super elevation is provided as per IRC: 73-1980. Consider acceleration due to gravity as 9.81 m/s^2 . The level difference between the inner and outer edges of the road (in m, up to three decimal places) is _____.

Answer: (0.525)

38. The Laplace transform $F(s)$ of the exponential function, $f(t) = e^{at}$ when $t \geq 0$, where a is a constant and $(s-a) > 0$, is

(A) $\frac{1}{s+a}$ (B) $\frac{1}{s-a}$ (C) $\frac{1}{a-s}$ (D) ∞

Answer: (B)

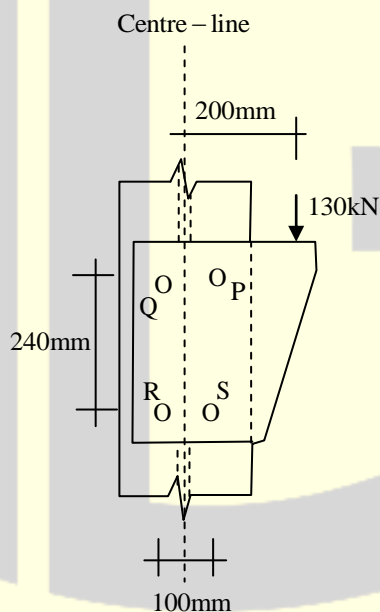
39. An aerial photograph of a terrain having an average elevation of 1400m is taken at a scale of 1:7500. The focal length of the camera is 15cm. The altitude of the flight above mean sea level (in m, up to one decimal place) is _____.

Answer: (2525)

40. Four bolts P, Q, R and S of equal diameter are used for a bracket subjected to a load of 130 kN as shown in the figure.

The force in bolt P is

- (A) 32.50 kN
(B) 69.32kN
(C) 82.50kN
(D) 119.32kN



Answer: (B)

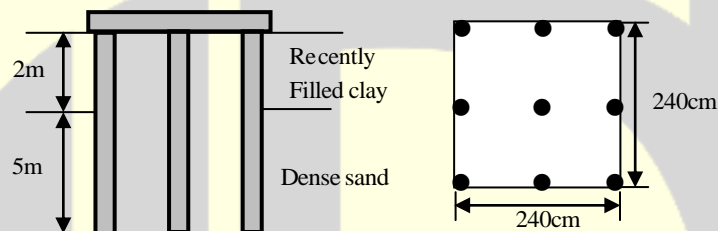
41. An 8 m long simply supported elastic beam of rectangular cross section (100mm \times 200mm) is subjected to a uniformly distributed load of 10kN/m over its entire span. The maximum principal stress (in MPa, up to two decimal places) at a point located at the extreme compression edge of a cross section and at 2m from the support is _____.

Answer: (90.00)

42. The space mean speed (kmph) and density (vehicles/km) of a traffic stream are linearly related. The free flow speed and jam density are 80 kmph and 100 vehicles/km respectively. The traffic flow (in vehicles/h, up to one decimal place) corresponding to a speed of 40 kmph is _____

Answer: (2000)

43. A group of nine piles in a 3×3 square pattern is embedded in a soil strata comprising dense sand underlying recently filled clay layer, as shown in the figure. The perimeter of an individual pile is 126 cm. The size of pile group is 240 cm × 240 cm. The recently filled clay has undrained shear strength of 15 kPa and unit weight of 16 kN/m³.



The negative frictional load (in kN, up to two decimal places) acting on the pile group is _____.

Answer: (472.32)

44. A prismatic propped cantilever beam of span L and plastic moment capacity M_p is subjected to a concentrated load at its mid span. If the collapse load of the beam is $\alpha \frac{M_p}{L}$, the value of α is _____

Answer: (6)

45. The matrix $\begin{bmatrix} 2 & -4 \\ 4 & -2 \end{bmatrix}$ has

- (A) real eigenvalues and eigenvectors
- (B) real eigenvalues but complex eigenvectors
- (C) complex eigenvalues but real eigen vectors
- (D) complex eigenvalues and eigen vectors

Answer: (D)

46. A flocculation tank contains 1800m^3 of water, which is mixed using paddles at an average velocity gradient G of $100/\text{s}$. The water temperature and the corresponding dynamic viscosity are 30°C and $0.798 \times 10^{-3} \text{Ns/m}^2$, respectively. The theoretical power required to achieve the stated value of G (in kW, up to two decimal places) is _____.

Answer: (14.36)

47. The total horizontal and vertical stresses at a point X in a saturated sandy medium are 170 kPa and 300 kPa , respectively. The static pore water pressure is 30 kPa . At failure, the excess pore water pressure is measured to be 94.50 kPa , and the shear stresses on the vertical and horizontal planes passing through the point X are zero. Effective cohesion is 0 kPa and effective angle of internal friction is 36° . The shear strength (in kPa, up to two decimal places) at point X is _____.

Answer: (52.449)

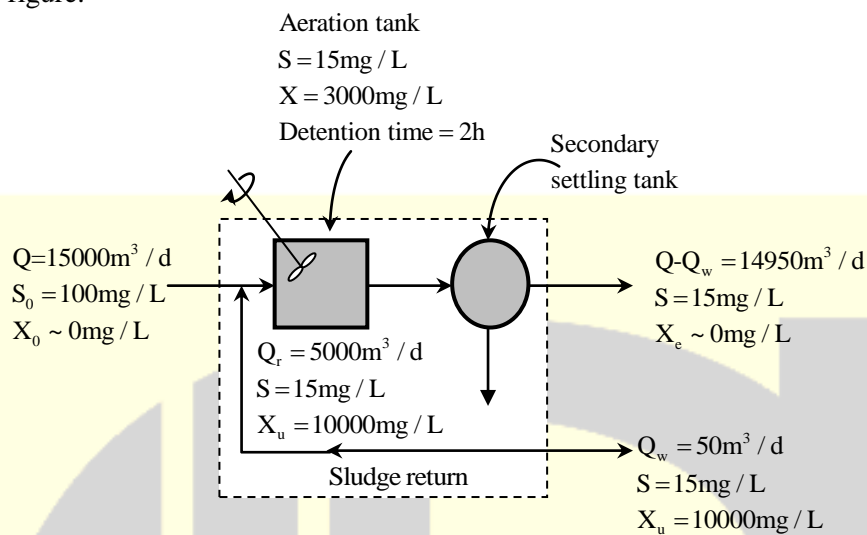
48. The total rainfall in a catchment of area 1000 km^2 , during a 6 h storm, is 19 cm . The surface runoff due to this storm computed from triangular direct runoff hydrograph is $1 \times 10^8 \text{ m}^3$. The ϕ -index for this storm (in cm/hr , up to one decimal place) is _____.

Answer: (1.5)

49. A rough pipe of 0.5 m diameter, 300 m length and roughness height of 0.25 mm , carries water (kinematic viscosity $= 0.9 \times 10^{-6} \text{ m}^2/\text{s}$) with velocity of 3 m/s . Friction factor (f) for laminar flow is given by $f = 64/\text{Re}$, and for turbulent flow it is given by $\frac{1}{\sqrt{f}} = 2 \log_{10} \left(\frac{r}{k} \right) + 1.74$, where, $\text{Re} = \text{Reynolds number}$, $r = \text{radius of pipe}$, $k = \text{roughness height}$ and $g = 9.81 \text{ m/s}^2$. The head loss (in m , up to three decimal places) in the pipe due to friction is _____.

Answer: (4.594)

50. A schematic flow diagram of a completely mixed biological reactor with provision for recycling of solids is shown in the figure.



S_0, S = readily biodegradable soluble BOD, mg/L

Q, Q_r, Q_w = flow rates, m^3/d

X_0, X, X_e, X_u = microorganism concentrations (mixed – liquor volatile suspended solids or MLVSS), mg/L

The mean cell residence time (in days, up to one decimal place) is _____.

Answer: (7.5)

51. A car follows a slow moving truck (travelling at a speed of 10m/s) on a two lane two way highway. The car reduces its speed to 10m/s and follows the truck maintaining a distance of 16m from the truck. On finding a clear gap in the opposing traffic stream, the car accelerates at an average rate of $4m/s^2$, overtakes the truck and returns to its original lane. When it returns to its original lane, the distance between the car and the truck is 16m. The total distance covered by the car during this period (from the time it leaves its lane and subsequently returns to its lane after overtaking) is

(A) 64m (B) 72m (C) 128 m (D) 144m

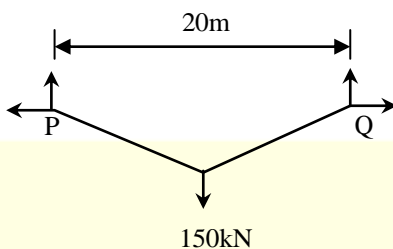
Answer: (B)

52. A level instrument at a height of 1.320 m has been placed at a station having a Reduced Level (RL) of 112.565m. The instrument reads -2.835m on a levelling staff held at the bottom of a bridge deck. The RL (in m) of the bottom of the bridge deck is

(A) 116.720 (B) 116.080 (C) 114.080 (D) 111.050

Answer: (A)

53. A cable PQ of length 25m is supported at two ends at the same level as shown in the figure. The horizontal distance between the supports is 20m. A point load of 150kN is applied at point R which divides it into two equal parts.



Neglecting the self weight of the cable. The tension (in kN. In integer value) in the cable due to the applied load will be _____.

Answer: (125)

54. At a small water treatment plant which has 4 filters, the rates of filtration and back washing are $200\text{m}^3/\text{d}/\text{m}^2$ and $1000\text{m}^3/\text{d}/\text{m}^2$, respectively. Backwashing is done for 15min per day. The maturation, which occurs initially as the filter is put back into service after cleaning, takes 30min. It is proposed to recover the water being wasted during backwashing and maturation. The percentage increase in the filtered water produced (up to two decimal places) would be _____.

Answer: (7.528)

55. The rank of the following matrix is

$$\begin{bmatrix} 1 & 1 & 0 & -2 \\ 2 & 0 & 2 & 2 \\ 4 & 1 & 3 & 1 \end{bmatrix}$$

- (A) 1 (B) 2 (C) 3 (D) 4

Answer: (B)